

Ch 6 Notes B.ink

Ch 6 Binding

Ch 6 Binding

Chemical Bond - Link b/w atoms that results from a mutual attraction of 1 atom's nucleus for another atom's e^- 's (vice versa)

Ch 6 Binding

Chemical Bond - Link b/w atoms that results
from a mutual attraction of atom's nucleus
for another atom's e^- 's (vice versa)

Covalent

ionic

Ch 6 Binding

Chemical Bond - Link b/w atoms that results
from a mutual attraction of 1 atom's nucleus
for another atom's e^- 's (vice versa)

Covalent
 e^- shared b/w atoms

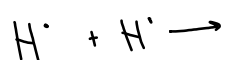
Ionic

Ch 6 Binding

Chemical Bond - Link b/w atoms that results
from a mutual attraction of 1 atom's nucleus
for another atom's e^- 's (vice versa)

Covalent
 e^- shared b/w atoms

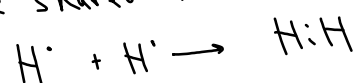
Ionic



Ch 6 Binding

Chemical Bond - Link b/w atoms that results
from a mutual attraction of 1 atom's nucleus
for another atom's e^- 's (vice versa)

Covalent
 e^- shared b/w atoms




Ionic

Ch 6 Binding

Chemical Bond - Link b/w atoms that results
from a mutual attraction of 1 atom's nucleus
for another atom's e^- 's (vice versa)

Covalent
 e^- shared b/w atoms

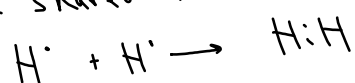


Ionic
attraction b/w oppositely charged
ions (+ & -)

Ch 6 Binding

Chemical Bond - Link b/w atoms that results
from a mutual attraction of 1 atom's nucleus
for another atom's e^- 's (i.e. vice versa)

Covalent
 e^- shared b/w atoms

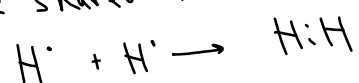


Ionic
attraction b/w oppositely charged
ions (+ & -)
ions form through e^- transfer

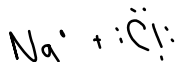
Ch 6 Binding

Chemical Bond - Link b/w atoms that results
from a mutual attraction of atom's nucleus
for another atom's e^- 's (vice versa)

Covalent
 e^- shared b/w atoms



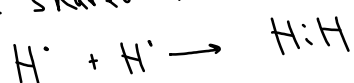
Ionic
attraction b/w oppositely charged
ions (+ & -)
ions form through e^- transfer



Ch 6 Binding

Chemical Bond - Link b/w atoms that results
from a mutual attraction of each atom's nucleus
for another atom's e^- 's (vice versa)

Covalent
 e^- shared b/w atoms




Ionic
attraction b/w oppositely charged
ions (+ & -)
ions form through e^- transfer




Ch 6 Binding

Chemical Bond - Link b/w atoms that results
from a mutual attraction of each atom's nucleus
for another atom's e^- 's (vice versa)

Covalent
 e^- shared b/w atoms




Ionic
attraction b/w oppositely charged
ions (+ & -)
ions form through e^- transfer



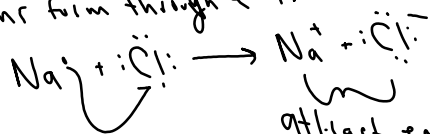
Ch 6 Binding

Chemical Bond - Link b/w atoms that results
from a mutual attraction of each atom's nucleus
for another atom's e^- 's (vice versa)

Covalent
 e^- shared b/w atoms



Ionic
attraction b/w oppositely charged
ions (+ & -)
ions form through e^- transfer




attract each other
& form an ionic bond.


Ch 6 Binding

Chemical Bond - Link b/w atoms that results from a mutual attraction of each atom's nucleus for another atom's e^- 's (vice versa)

Covalent - form b/w 2 or more nonmetals
 e^- shared b/w atoms



Ionic
 attraction b/w oppositely charged ions (+ & -)
 ions form through e^- transfer




attract each other & form an ionic bond.

Ch 6 Bonding


Chemical Bond - Link b/w atoms that results from a mutual attraction of atom's nucleus for another atom's e^- 's (vice versa)

Covalent - form b/w 2 or more nonmetals
 e^- shared b/w atoms



Ionic - form b/w metal + nonmetal

attraction b/w oppositely charged ions (+ & -)
 ions form through e^- transfer



attract each other & form an ionic bond.

All c are not shared equally.

All e^- are not shared equally.
↳ Sharing can vary based on differences in
e-neg's b/w elements

All e^- are not shared equally.
↳ Sharing can vary based on differences in
e-neg's b/w elements

All e^- are not shared equally.
(\hookrightarrow Sharing can vary based on differences in
e-neg's b/w elements)

<u># difference</u>	<u>Dif in electr</u>	<u>Type of Bond</u>	<u>Σx</u>
---------------------	----------------------	---------------------	------------------------------

All e^- are not shared equally.
(\hookrightarrow Sharing can vary based on differences in
e-neg's b/w elements

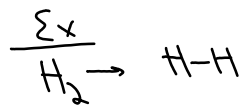
<u># difference</u>	<u>Dif in neg</u> small difference	<u>Type of Bond</u>	<u>Σx</u>
---------------------	---------------------------------------	---------------------	------------------------------

Ch 6 Notes B.ink

All e^- are not shared equally.
(\hookrightarrow Sharing can vary based on differences in
e-neg's b/w elements)

difference Diff in neg
 small difference

Type of Bond

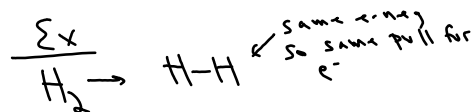


All e⁻ are not shared equally.
 ↳ Sharing can vary based on differences in
 e⁻ neg's b/w elements

# difference	Dif in neg small difference	Type of Bond nonpolar covalent	$\frac{\Sigma x}{H_2} \rightarrow H-H$
--------------	--------------------------------	--------------------------------------	--

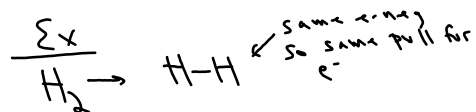
All e⁻ are not shared equally.
 ↳ Sharing can vary based on differences in
 e⁻ neg's b/w elements

# difference	Dif in neg small difference	Type of Bond nonpolar covalent
--------------	--------------------------------	--------------------------------------



All e⁻ are not shared equally.
 ↳ Sharing can vary based on differences in
 e⁻ neg's b/w elements

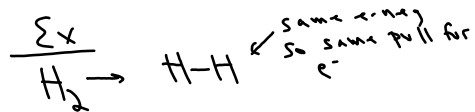
# difference	Dif in neg	Type of Bond
0.0-0.3	small difference	nonpolar covalent



Ch 6 Notes B.ink

All e⁻ are not shared equally.
(\hookrightarrow Sharing can vary based on differences in
e⁻ neg's b/w elements

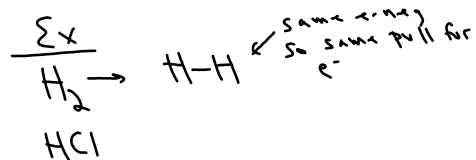
# difference	Diff in neg	Type of Bond
0.0-0.3	Small difference	nonpolar covalent
	Medium Difference	



Ch 6 Notes B.ink

All e⁻ are not shared equally.
(\hookrightarrow Sharing can vary based on differences in
e⁻ neg's b/w elements

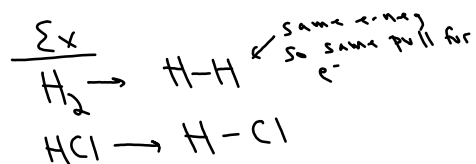
# difference	Diff in electr	Type of Bond
0.0-0.3	Small difference	nonpolar covalent
	Medium Difference	



Ch 6 Notes B.ink

All e⁻ are not shared equally.
(\hookrightarrow Sharing can vary based on differences in
e⁻ neg's b/w elements

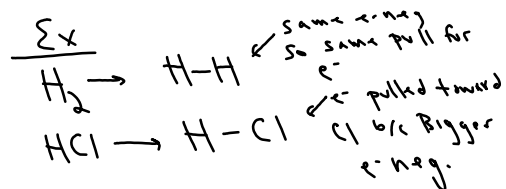
# difference	Diff in electr	Type of Bond
0.0-0.3	Small difference	nonpolar covalent
	Medium Difference	



Ch 6 Notes B.ink

All e⁻ are not shared equally.
 ↳ Sharing can vary based on differences in
 e⁻ neg's b/w elements

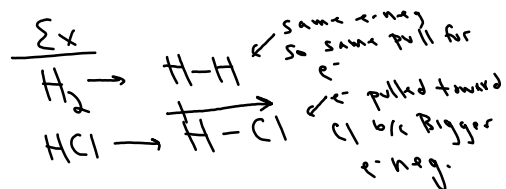
# difference	Diff in electr	Type of Bond
0.0-0.3	Small difference	nonpolar covalent
	Medium Difference	



All e⁻ are not shared equally.

(\hookrightarrow) Sharing can vary based on differences in e⁻ neg's b/w elements

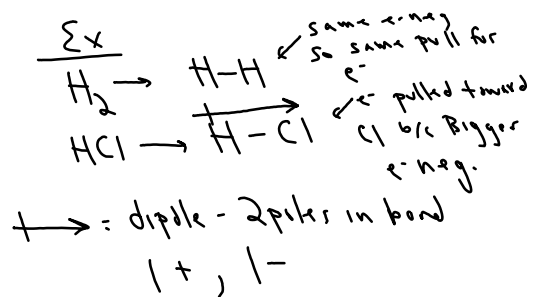
# difference	Diff in electr	Type of Bond
0.0-0.3	Small difference	nonpolar covalent
	Medium Difference	



All e⁻ are not shared equally.

(↳ Sharing can vary based on differences in e⁻ neg's b/w elements

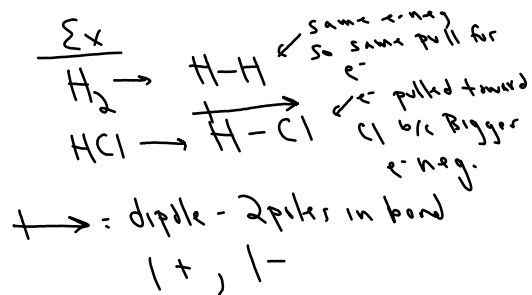
# difference	Diff in electr	Type of Bond
0.0-0.3	Small difference	nonpolar covalent
	Medium Difference	



All e⁻ are not shared equally.

(↳ Sharing can vary based on differences in e⁻ neg's b/w elements

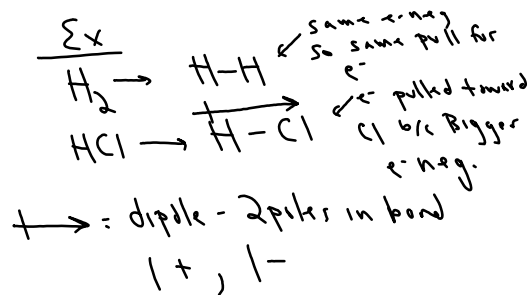
# difference	Diff in electr	Type of Bond
0.0-0.3	Small difference	nonpolar covalent
	Medium Difference	Polar Covalent



All e⁻ are not shared equally.

(\hookrightarrow) Sharing can vary based on differences in e⁻ neg's b/w elements

# difference	Diff in e ⁻ neg	Type of Bond
0.0 - 0.3	Small difference	nonpolar covalent
0.3 - 1.7	Medium Difference	Polar Covalent

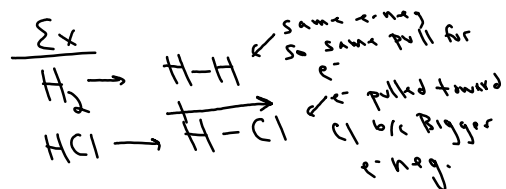


All e⁻ are not shared equally.

↳ Sharing can vary based on differences in e⁻ neg's b/w elements

# difference	Diff in electr	Type of Bond
0.0 - 0.3	Small difference	nonpolar covalent
0.3 - 1.7	Medium Difference	Polar Covalent

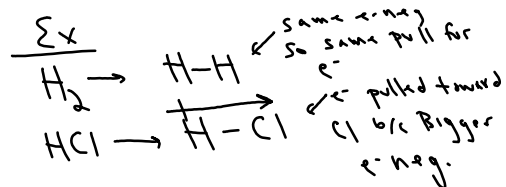
BIG Diff



All e⁻ are not shared equally.

↳ Sharing can vary based on differences in e⁻ neg's b/w elements

# difference	Diff in e ⁻ neg	Type of Bond
0.0 - 0.3	Small difference	nonpolar covalent
0.3 - 1.7	Medium Difference	Polar Covalent
1.7 - 4.0	BIG Diff	Ionic Bond

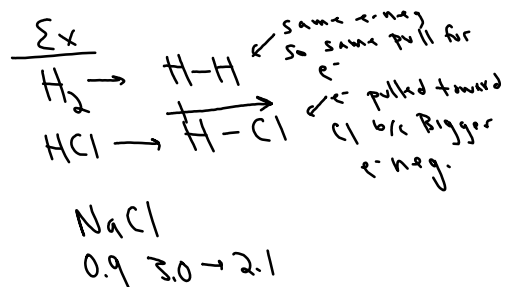


Ch 6 Notes B.ink

All e⁻ are not shared equally.

↳ Sharing can vary based on differences in e⁻ neg's b/w elements

# difference	Diff in e ⁻ neg	Type of Bond
0.0 - 0.3	Small difference	nonpolar covalent
0.3 - 1.7	Medium Difference	Polar Covalent
1.7 - 4.0	BIG Diff	Ionic Bond



Ch 6 Notes B.ink

why do Bonds fail?

why do Bonds form?
↳ so that atoms become more stable

why do Bonds form?

↳ so that atoms become more stable

↳ stable when @ lowest PE

why do Bonds form?

↳ so that atoms become more stable

↳ stable when @ lowest PE

↳ when they have full outer shell of e.

why do Bonds form?

↳ so that atoms become more stable

↳ stable when @ lowest PE

↳ when they have full outer shell of e.

Min Define RE + BondLength!

Bond Length - dist b/w 2 nuclei
of Bonded atoms

Bond Length - dist b/w 2 nuclei
of Bonded atoms

Bond Energy -

Bond Length - dist b/w 2 nuclei
of Bonded atoms

Bond Energy - E req'd to break a chemical
Bond

Bond Length - dist b/w 2 nuclei
of Bonded atoms

Bond Energy - E req'd to break a chemical
Bond

Inverse
Relation

Bond Length - dist b/w 2 nuclei
of Bonded atoms

Bond Energy - E req'd to break a chemical
Bond

Inverse
Relation

BL↓, BE↑

Depicting Molecules . "Structures of Molecules"

Depicting Molecules . "Structures of Molecules"

Octet Rule

Depicting Molecules . "Structures of Molecules"

Octet Rule - bonds form by gaining, losing, or sharing e⁻
so that each atom has a full outer shell of e⁻

Depicting Molecules . "Structures of Molecules"

Octet Rule - bonds form by gaining, losing, or sharing e^-
so that each atom has a full outer shell of e^-

Depicting Molecules . "Structures of Molecules"

Octet Rule - bonds form by gaining, losing, or sharing e⁻
so that each atom has a full outer shell of e⁻

Show covalent bonds w/ Lewis structures

Depicting Molecules . "Structures of Molecules"

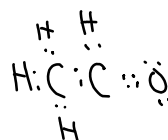
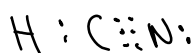
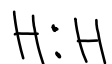
Octet Rule - bonds form by gaining, losing, or sharing e⁻
so that each atom has a full outer shell of e⁻

Show covalent bonds w/ Lewis structures

Depicting Molecules . "Structures of Molecules"

Octet Rule - bonds form by gaining, losing, or sharing e⁻
so that each atom has a full outer shell of e⁻

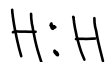
Show covalent bonds w/ Lewis structures



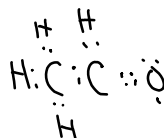
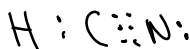
Depicting Molecules . " Structures of Molecules "

Octet Rule - bonds form by gaining, losing, or sharing e⁻
so that each atom has a full outer shell of e⁻

Show covalent bonds w/ Lewis structures



↑
shared e⁻ pair
Bond

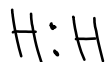


Depicting Molecules . " Structures of Molecules "

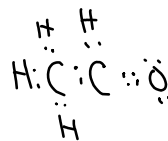
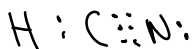
Octet Rule - bonds form by gaining, losing, or sharing e^-
so that each atom has a full outer shell e^-

Show covalent bonds w/ Lewis structures

1 bond = $2e^-$



↑
shared e^- pair
Bond

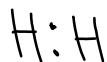


Depicting Molecules . " Structures of Molecules "

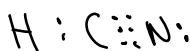
Octet Rule - bonds form by gaining, losing, or sharing e^-
so that each atom has a full outer shell e^-

Show covalent bonds w/ Lewis structures

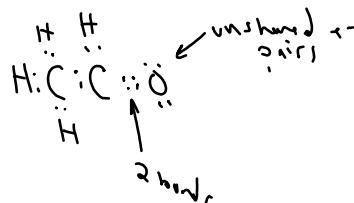
1 bond = $2e^-$



↑
shared e^- pair
Bond



↑
3 bonds

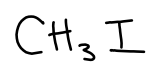


Ch 6 Notes B.ink

Drawing Lewis Structures

Drawing Lewis Structures

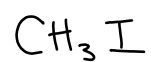
Draw the structure of iodomethane



Drawing Lewis Structures

1. Find the total valence from all the atoms

Draw the structure of iodomethane

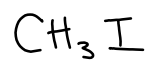


Drawing Lewis Structures

1. Find the total val^{e-} from all the atoms

$$\text{C: } 1 \times 4 \text{ val}^e = 4e^-$$

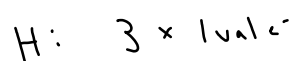
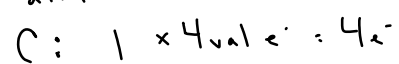
Draw the structure of iodomethane



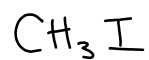
Ch 6 Notes B.ink

Drawing Lewis Structures

1. Find the total val^{e-} from all the atoms



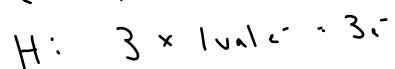
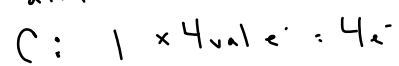
Draw the structure of iodomethane



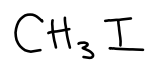
Ch 6 Notes B.ink

Drawing Lewis Structures

1. Find the total val^{e-} from all the atoms

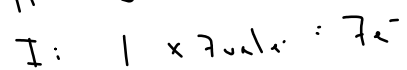
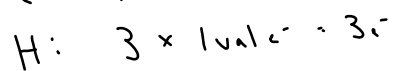
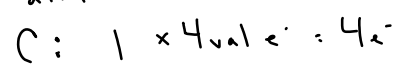


Draw the structure of iodomethane

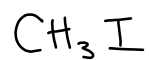


Drawing Lewis Structures

1. Find the total val^{e-} from all the atoms



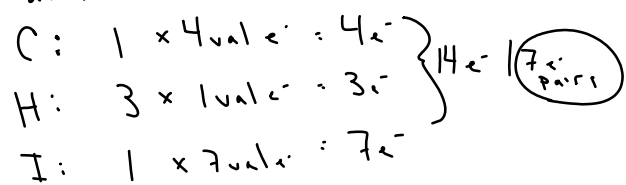
Draw the structure of iodo methane



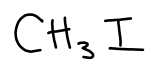
Ch 6 Notes B.ink

Drawing Lewis structures

1. Find the total val^{e-} from all the atoms

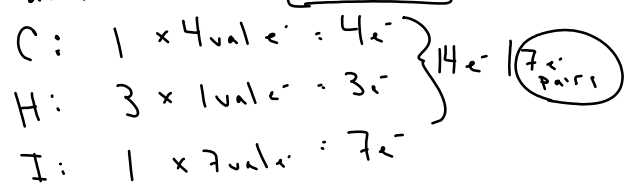


Draw the structure of iodo methane

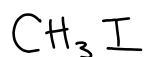


Drawing Lewis structures

1. Find the total val^{e-} from all the atoms → 7e⁻ pairs



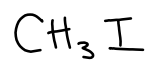
Draw the structure of iodo methane



Drawing Lewis Structures

1. Find the total valence from all the atoms → 7e⁻ pairs
2. Arrange atoms in a simple layout for the molec.

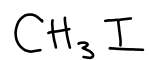
Draw the structure of iodomethane



Drawing Lewis Structures

1. Find the total valence from all the atoms → 7e⁻ pairs
2. Arrange atoms in a simple layout for the molec.
H is NEVER in middle

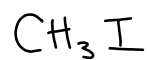
Draw the structure of iodo methane



Drawing Lewis Structures

1. Find the total valence from all the atoms → 7e⁻ pairs
2. Arrange atoms in a simple layout for the molec.
H is NEVER in middle
C is ALWAYS " "

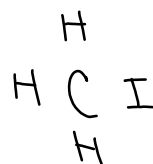
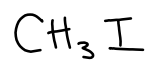
Draw the structure of iodo methane



Drawing Lewis Structures

1. Find the total valence from all the atoms → 7e⁻ pairs
2. Arrange atoms in a simple layout for the molec.
H is NEVER in middle
C is ALWAYS " "

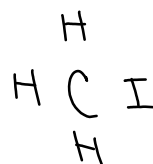
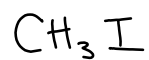
Draw the structure of iodo methane



Drawing Lewis Structures

1. Find the total valence from all the atoms \rightarrow 7 e⁻ pairs
2. Arrange atoms in a simple layout for the molec.
3. a. Put e⁻ pairs b/w atoms to bond

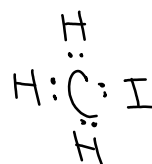
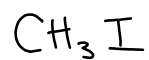
Draw the structure of iodo methane



Drawing Lewis Structures

1. Find the total valence from all the atoms \rightarrow 7 e⁻ pairs
2. Arrange atoms in a simple layout for the molec.
3. a. Put e⁻ pairs b/w atoms to bond

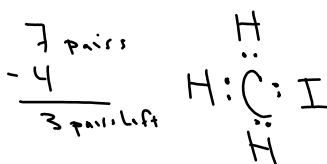
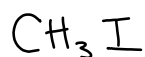
Draw the structure of iodo methane



Drawing Lewis Structures

1. Find the total valence from all the atoms \rightarrow 7 e⁻ pairs
2. Arrange atoms in a simple layout for the molec.
3. a. Put e⁻ pairs b/w atoms to bond

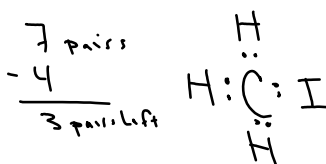
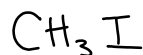
Draw the structure of iodo methane



Drawing Lewis Structures

1. Find the total valence from all the atoms \rightarrow 7 e⁻ pairs
2. Arrange atoms in a simple layout for the molec.
3. a. Put e⁻ pairs b/w atoms to bond

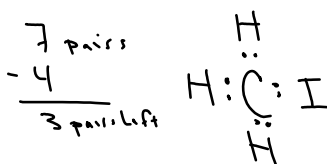
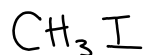
Draw the structure of iodo methane



Drawing Lewis Structures

- Find the total valence from all the atoms \rightarrow 7 e⁻ pairs
- Arrange atoms in a simple layout for the molec.
- Put e⁻ pairs b/w atoms to bond
 - Now put e⁻ pairs around each nonmetal (NOT H) to give them an octet

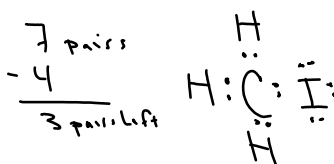
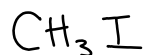
Draw the structure of iodo methane



Drawing Lewis Structures

1. Find the total valence from all the atoms \rightarrow 7 e⁻ pairs
2. Arrange atoms in a simple layout for the molec.
3. a. Put e⁻ pairs b/w atoms to bond
b. Now put e⁻ pairs around each nonmetal (NOT H) to give them an octet

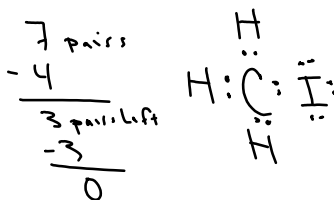
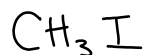
Draw the structure of iodo methane



Drawing Lewis Structures

1. Find the total valence from all the atoms \rightarrow 7 e⁻ pairs
2. Arrange atoms in a simple layout for the molec.
3. a. Put e⁻ pairs b/w atoms to bond
b. Now put e⁻ pairs around each nonmetal (NOT H) to give them an octet

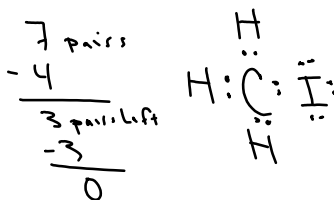
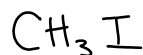
Draw the structure of iodo methane



Drawing Lewis Structures

1. Find the total valence from all the atoms \rightarrow 7 e⁻ pairs
2. Arrange atoms in a simple layout for the molec.
3. a. Put e⁻ pairs b/w atoms to bond
b. Now put e⁻ pairs around each nonmetal (NOT H) to give them an octet

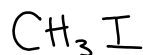
Draw the structure of iodomethane



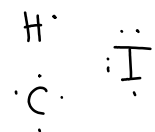
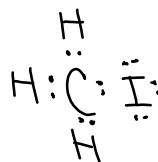
Drawing Lewis Structures

1. Find the total valence from all the atoms \rightarrow 7 e⁻ pairs
2. Arrange atoms in a simple layout for the molec.
3. a. Put e⁻ pairs b/w atoms to bond
b. Now put e⁻ pairs around each nonmetal (NOT H) to give them an octet

Draw the structure of iodomethane



$$\begin{array}{r} 7 \text{ pairs} \\ - 4 \\ \hline 3 \text{ pairs left} \\ - 3 \\ \hline 0 \end{array}$$

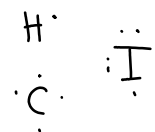
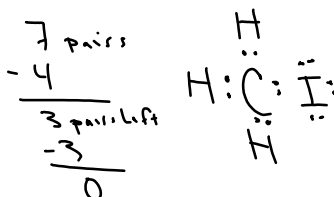
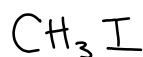


Ch 6 Notes B.ink

Drawing Lewis Structures

1. Find the total val^{e-} from all the atoms → 7e⁻ pairs
2. Arrange atoms in a simple layout for the molec.
3. a. Put e⁻ pairs b/w atoms to bond
b. Now put e⁻ pairs around each nonmetal (NOT H) to give them an octet
- 4 Check Math If too many e⁻ in structure put multiple bonds in

Draw the structure of iodomethane



Drawing Lewis Structures

1. Find the total val^{e-} from all the atoms → 7e⁻ pairs
2. Arrange atoms in a simple layout for the molec.
3. a. Put e⁻ pairs b/w atoms to bond
b. Now put e⁻ pairs around each nonmetal (NOT H) to give them an octet
- 4 Check Math If too many e⁻ in structure put multiple bonds in

Draw the structure of 1000 methane




Drawing Lewis Structures

1. Find the total val^{e-} from all the atoms → 7e⁻ pairs
2. Arrange atoms in a simple layout for the molec.
3. a. Put e⁻ pairs b/w atoms to bond
b. Now put e⁻ pairs around each nonmetal (NOT H) to give them an octet
4. Check Math if too many e⁻ in structure put multiple bonds in

Draw the structure of 1000 methane

NH₃ 4e⁻ pairs

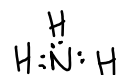


Drawing Lewis Structures

1. Find the total val^{e-} from all the atoms → 7e⁻ pairs
2. Arrange atoms in a simple layout for the molec.
3. a. Put e⁻ pairs b/w atoms to bond
b. Now put e⁻ pairs around each nonmetal (NOT H) to give them an octet
4. Check Math if too many e⁻ in structure put multiple bonds in

Draw the structure of 1000 methane

NH₃ 4e⁻ pairs



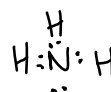
Ch 6 Notes B.ink

Drawing Lewis Structures

1. Find the total val^{e-} from all the atoms → 7^{e-} pairs
2. Arrange atoms in a simple layout for the molec.
3. a. Put ^{e-} pairs b/w atoms to bond
b. Now put ^{e-} pairs around each nonmetal (NOT H) to give them an octet
4. Check Math If too many ^{e-} in structure put multiple bonds in

Draw the structure of 1000 methane

NH₃ 4^{e-} pairs



C₂H₆

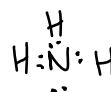
Ch 6 Notes B.ink

Drawing Lewis Structures

1. Find the total val^{e-} from all the atoms → 7e⁻ pairs
2. Arrange atoms in a simple layout for the molec.
3. a. Put e⁻ pairs b/w atoms to bond
b. Now put e⁻ pairs around each nonmetal (NOT H) to give them an octet
- 4 Check Math If too many e⁻ in structure put multiple bonds in

Draw the structure of 1000 methane

NH₃ 4e⁻ pairs



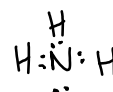
C₂H₆

Drawing Lewis Structures

1. Find the total val^{e-} from all the atoms → 7e⁻ pairs
2. Arrange atoms in a simple layout for the molec.
3. a. Put e⁻ pairs b/w atoms to bond
b. Now put e⁻ pairs around each nonmetal (NOT H) to give them an octet
- 4 Check Math If too many e⁻ in structure put multiple bonds in

Draw the structure of 1000 methane

NH₃ 4e⁻ pairs



C₂H₆ → 14e⁻ → 7e⁻ pairs

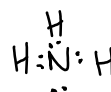
Ch 6 Notes B.ink

Drawing Lewis Structures

1. Find the total val^{e-} from all the atoms → 7e⁻ pairs
2. Arrange atoms in a simple layout for the molec.
3. a. Put e⁻ pairs b/w atoms to bond
b. Now put e⁻ pairs around each nonmetal (NOT H) to give them an octet
4. Check Math if too many e⁻ in structure put multiple bonds in

Draw the structure of 1000 methane

NH₃ 4e⁻ pairs



C₂H₆ → 14e⁻ → 7e⁻ pairs

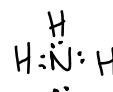


Drawing Lewis Structures

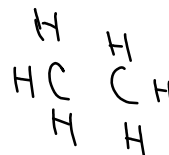
1. Find the total val^{e-} from all the atoms → 7e⁻ pairs
2. Arrange atoms in a simple layout for the molec.
3. a. Put e⁻ pairs b/w atoms to bond
b. Now put e⁻ pairs around each nonmetal (NOT H) to give them an octet
4. Check Math if too many e⁻ in structure put multiple bonds in

Draw the structure of 1000 methane

NH₃ 4e⁻ pairs



C₂H₆ → 14e⁻ → 7e⁻ pairs



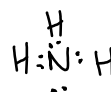
Ch 6 Notes B.ink

Drawing Lewis Structures

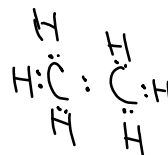
1. Find the total val^{e-} from all the atoms → 7e⁻ pairs
2. Arrange atoms in a simple layout for the molec.
3. a. Put e⁻ pairs b/w atoms to bond
b. Now put e⁻ pairs around each nonmetal (NOT H) to give them an octet
4. Check Math if too many e⁻ in structure put multiple bonds in

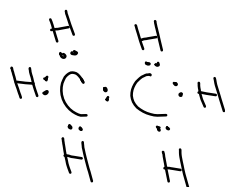
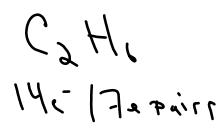
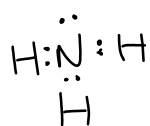

Draw the structure of 1000 methane

NH₃ 4e⁻ pairs

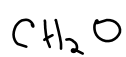
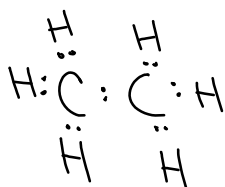
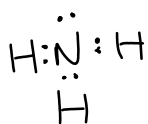
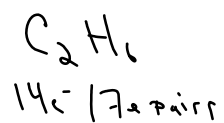



C₂H₆ → 14e⁻ → 7e⁻ pairs

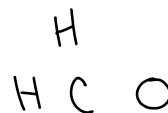
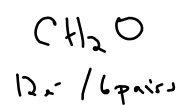
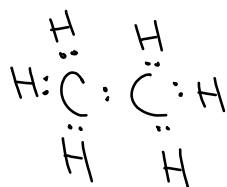
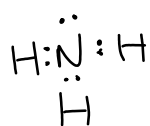
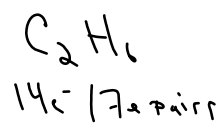



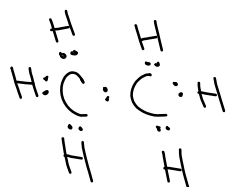
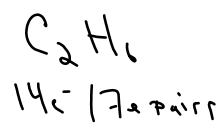
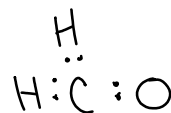
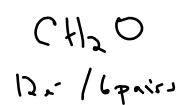
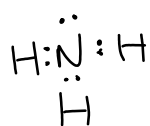



Ch 6 Notes B.ink

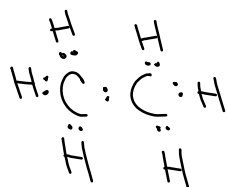
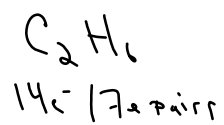
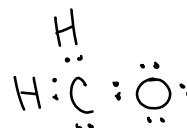
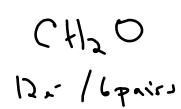
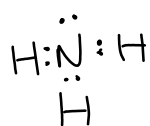



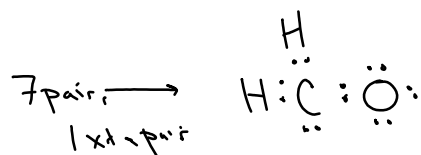
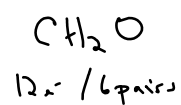
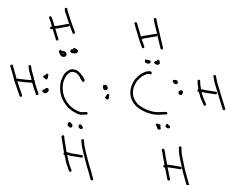
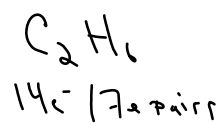
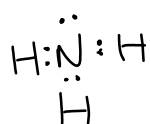

Ch 6 Notes B.ink



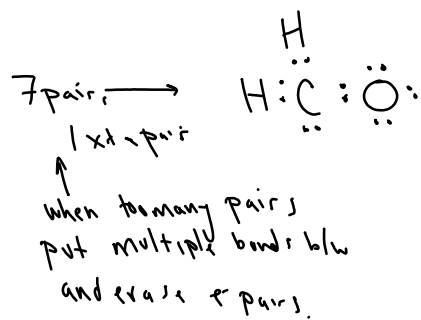
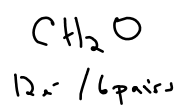
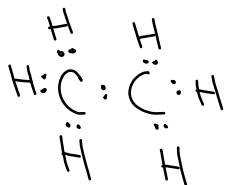
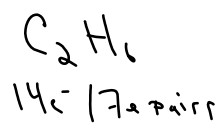
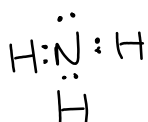



Ch 6 Notes B.ink

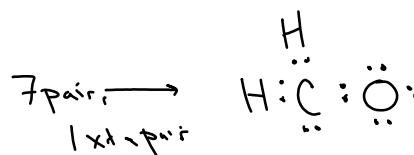
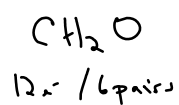
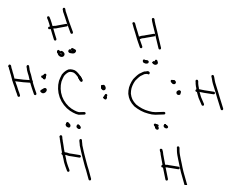
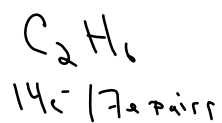
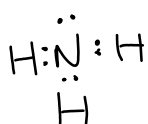





Ch 6 Notes B.ink

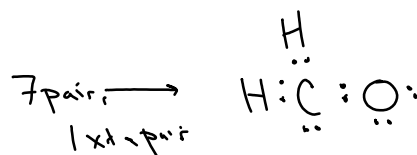
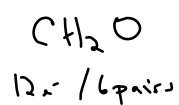
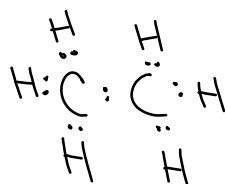
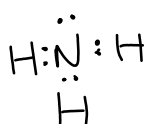
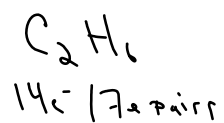



Ch 6 Notes B.ink



↑
when too many pairs
put multiple bonds b/w
and erase e⁻ pairs.

1 pair is erased

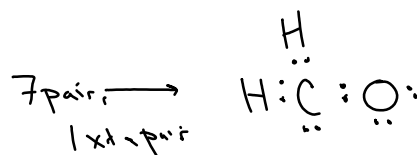
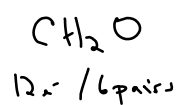
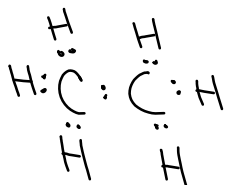
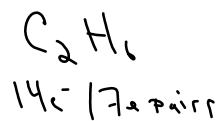
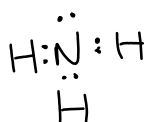



1 x 2 pair

↑
 when too many pairs
 put multiple bonds b/w
 and erase e⁻ pairs.

1 pair is erased

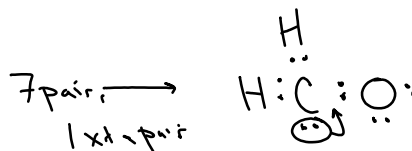
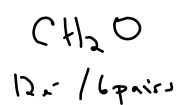
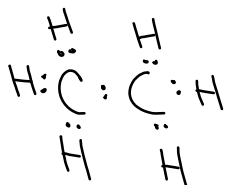
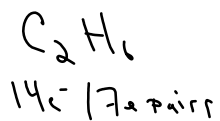
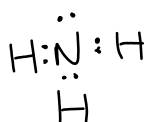

Ch 6 Notes B.ink



when too many pairs
put multiple bonds b/w
and erase e⁻ pairs.

1 pair is erased
Rearrange pairs
to give octet.

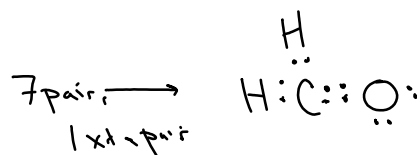
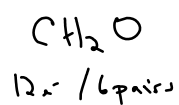
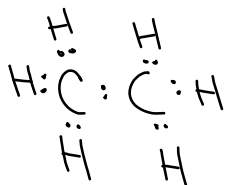
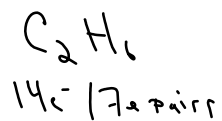
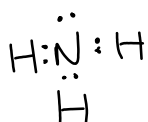

Ch 6 Notes B.ink



when too many pairs
put multiple bonds b/w
and erase e⁻ pairs.

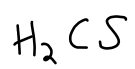
1 pair is erased
Rearrange pairs
to give octet.

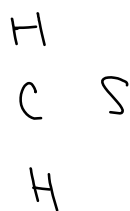
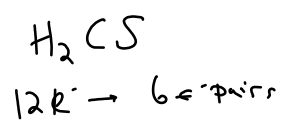
Ch 6 Notes B.ink

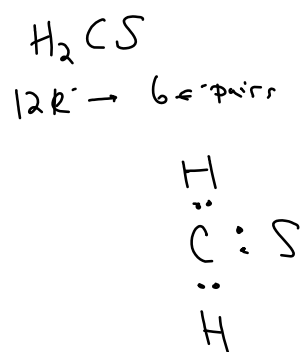


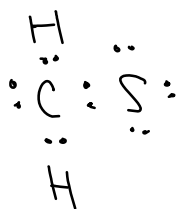
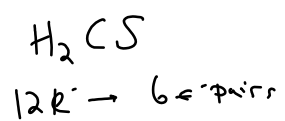
↑
when too many pairs
put multiple bonds b/w
and erase e⁻ pairs.

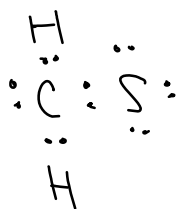
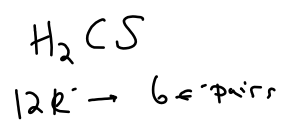
1 pair is erased
Rearrange pairs
to give octet.

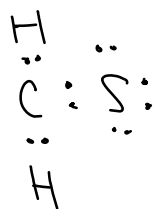
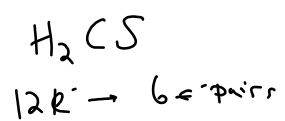


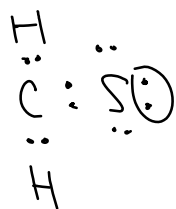
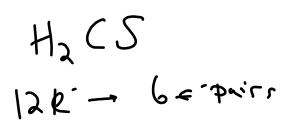




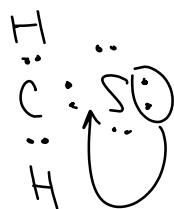


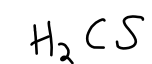







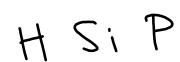

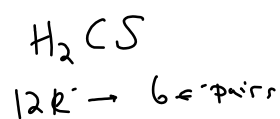
H_2CS
 $12e^- \rightarrow 6 \text{ e}^- \text{ pairs}$

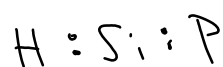

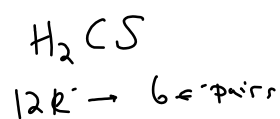


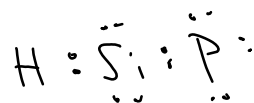

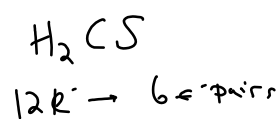


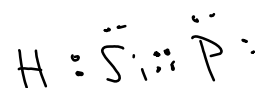

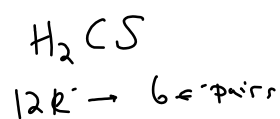
12e⁻ → 6 e⁻ pairs

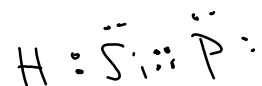

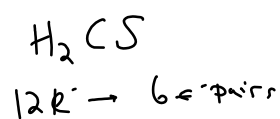


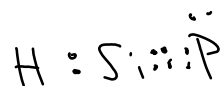

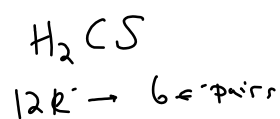





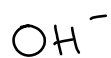





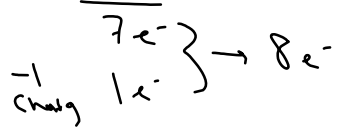
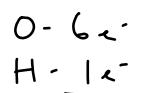
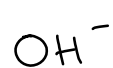




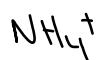
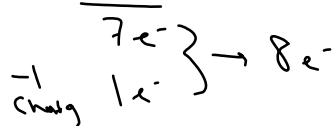
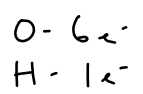
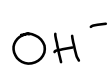
Characteristics



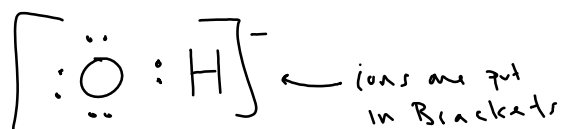

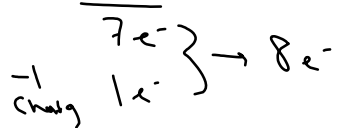
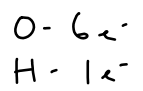
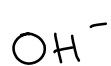
Hydrates of ions



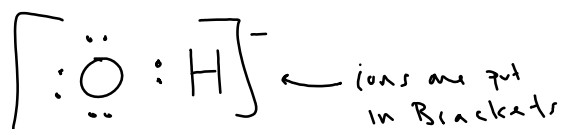
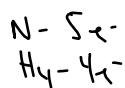
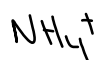
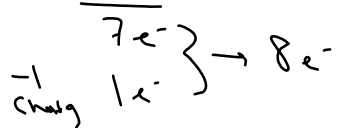
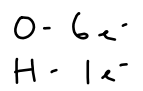
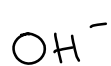
Hydrous Al ions



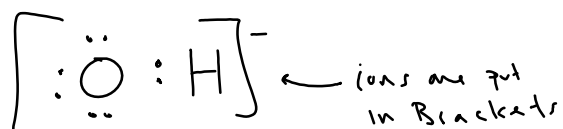
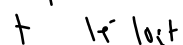
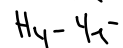
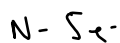

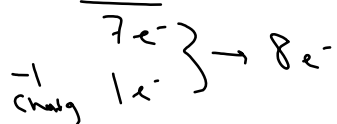
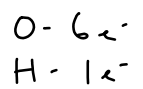
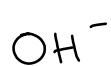
Hydrosulfide



Hydrous Ions



Hydrous Ions



Hydrous Ions

